




YOU'RE INVITED!
Fair Preview



See you
there!



SYDNEY • JUNE 28 – JULY 1, 2023
The Dome, Sydney Showground, Sydney Olympic Park

Fast Facts

Craft & Quilt Fair

June 28 to July 1, 2023

Wednesday to Saturday

The Dome, Sydney Showground

1 Showground Road

Sydney Olympic Park NSW 2127

10am – 4pm daily

www.craftevents.com.au >>>



ONE-DAY TICKETS

Adults \$25

Concession Card Holder \$20

Children 5 – 16 (under 5 years free) \$10

Family (2 adults & 2 children) \$60

NOTE: Seniors Card Holders, Age/Disability Pensioners, and Companion Card Holders please ensure you bring a valid concession card to the fair.

MULTI-DAY TICKETS

2-day pass \$40 • 3-day pass \$50 • 4-day pass \$60



GROUP BOOKINGS

Buy 10 or more entry tickets in bulk for a group and you'll receive a 25% discounted rate! Simply use the code GROUP25 when booking!

<<< [Buy group tickets here](#)

VENUE FACILITIES

Venue has wheelchair and pram access • ATM available
• The café is open daily • No photography without permission • Cloakroom service \$2 per item – same day use only. Any questions? Visit craftevents.com.au or contact Expertise Events on: +61 2 9452 7575 or email craft@expertiseevents.com.au



GETTING THERE

Please scan QR code on right for parking and travel details >>>

Welcome from the team!

We're thrilled to share a sneak peek at what's happening at the Craft & Quilt Fair!

There's lots to see, learn, do and buy, with some of everything and the best independent Australian retailers around.

Our guest artists are a delight, including Jo Neville of Paper Couture who will share her papercraft skills at the fair. Make a paper bloom for a dress on display, and see other wonderful paper possibilities. You can book a Workshop and make your very own paper dahlias or roses!

Needlepoint artist Natalie Fisher is a guest artist too, with her striking, colourful pieces on display – and you too can try your hand at stitching!

Displays of glorious quilts await you, including the 2023 Australian Quilt Show, AQC Challenge finalists, jackets and quilts by Lorena Uriarte and iconic quilts by Karen Cunningham. There are other displays to inspire you too, including 'Meet you at the Station' by the Embroiderers Guild NSW, The Apron Project and Aussie Hero Quilts.

Plus you'll love the variety of Workshop classes, with sessions covering techniques from brush lettering, resin jewellery and hand-crafting clay to personalising items with a Cricut machine, polymer clay earrings, lampshade making and more!

We look forward to seeing you at the fair,

The Craft Team.

Bag Giveaway

Be an earlybird visitor and pick up a free Janome Eco Bag!

FREE! Janome are giving away a handy 'My Sewing Buddy' Eco bag – perfect for shopping at the fair! *The first 1,000 visitors each day will receive a bag, so be early!*

JANOME



Organised by  **EXPERTISE EVENTS**
experience shows

ABN 43 003 932 492
PO Box 236
Frenchs Forest NSW 1640
© Expertise Events 2023

The Sydney Craft & Quilt Fair Preview magazine is published by the organisers of your favourite craft events – Australasian Quilt Convention and Craft & Quilt Fairs. Information in our preview magazine is provided by exhibitors. Expertise Events is not responsible for incorrect information or product names. Updates to the program will be made on the website closer to the event.

Cover image: Paper Couture by Jo Neville, more on page 4.



Sew it, bead it, knit it, paint it, weave it, make it!

Join a class!

Daily Make & Takes

Fun workshops


Cricut crafting

Learn to crochet

Free seminars

Sewing machine

classes and demos



See and learn from these fabulous guests



Lorena Uriarte

Lorena is an award-winning, modern maker who treasures the pragmatic nature and enduring beauty of bed quilts.

She mostly creates larger pieces with the intention of them being used daily to bring warmth and joy to any space. Her work sits at the traditional end of the modern aesthetic, sliding up and down that scale depending on the audience. Her quilts have been exhibited in Australia and internationally at QuiltCon in the USA.



Lorena loves to combine hand and machine techniques with a bold use of colour, in both commercially printed and plain fabrics. She aims to create engaging quilts with a lot of movement, quilts that start a conversation.

With previous experience in the education and hospitality sectors, Lorena is now passionate about teaching patchwork and quilting. She encourages others to live a fulfilled and creative life to cope with modern day stresses.



Enjoy the display of her work at the fair – and join her Kuwandi quilting-style Workshop, Thursday only, see page 10.



Jo Neville of Paper Couture

Walk into Jo Neville's studio and you will enter a world made of paper. Garlands, wreaths, doves, paper chandeliers, giant paper blooms, sweet little feathered birds, world

globes, table centerpieces and vases of spring blooms are all made of paper.

Over the years, Jo has made gigantic paper props for store displays, shopping centre installations, wedding décor, and corporate events. Jo is the founder and creative talent behind the bespoke paper creation business Paper Couture. Originally a corporate graphic designer, she has followed her passion to be an artist and carved a creative niche.



Commissions include creating a paper dinner set for Vogue Living, hundreds of pompoms for a fashion show, and thousands of flowers for functions. She has travelled overseas to paper shows in New York and Germany and has attended Parisian trade fairs to observe trends.

Jo is a fan of the Brother Scan N Cut machine which she finds great for cutting multiples and intricate designs.

She sources papers from local and international merchants, as well as having a talent for recycling unlikely pieces from atlases, sheet music, foreign language newspapers and wallpapers.

Book into Jo's paper flower making Workshops, see page 10; Paper Dahlia on Wednesday, Paper Roses on Saturday.



Natalie Fisher

Natalie Fisher is a self-taught needlepoint artist who is inspired by Islamic architecture and ceramic tiles from her travels to countries including Morocco, Uzbekistan, United Arab Emirates, India and Turkey.

Her work has been exhibited in traditional galleries as well as non-traditional spaces such as mosques, Islamic art festivals and Persian rug showrooms.

In 2021 Natalie published her first book 'Ghorzah: Islamic Architecture In Needlepoint' which has sold in more than 20 countries. In recent years she started working on collaborative community engagement projects with diverse communities in regional Australia and internationally.



Enjoy Natalie's work on display at the fair, and join her for a one-hour class – at 11am and 2pm daily!

Learn Natalie's unique process of creatively re-interpreting decorative Islamic tiles into needlepoint art. You'll start by choosing your design, selecting threads and transfer the design onto canvas, then stitch in needlepoint. Learn how to blend colours to create realistic interpretations of Islamic tiles in needlepoint, and start on your unique design, then take the piece home as a kit to finish.

No prior needlepoint experience is necessary. All materials will be supplied. You will be working on 12 count canvas on a 20cm square.

Class cost: \$30. Book with Natalie at the fair.



See the Quilt Show

The Australian Quilt Show Challenge is a national competition for Australian quilters, running for the second year.

This is a juried competition and the finalists' quilts will be touring the 2023 Craft & Quilt Fairs.

The total prize pool is worth \$32,000 including \$20,000 in cash and three Janome machines, each valued at \$3,999 RRP.

Vote for your favourite quilt!

There is a Viewers Choice prize of \$250 awarded at each Craft & Quilt Fair, so remember to vote for your favourite quilt! Just look for a voting slip at the Australian Quilt Show area, add the number of your chosen quilt, then pop it in the voting box. One vote only per visitor.



Sponsored by

JANOME




AQC Challenge – In Full Bloom

This year's theme is clear, yet still open to various interpretations, and the results must be seen to be believed! Entries feature traditional designs and contemporary styles too, and you can appreciate the fabulous, joyful results of the finalists' works, and see the winning entries.


Presented by



Viewers Choice!



Winner!



Clockwise from top: Curves 2 by Belinda Betts, Just Chilling by Janine Judge, The Honeycombed Hummer by Lyn Crump.



Runner Up!

Clockwise from top left: A Feast of Nectar by Karen McGregor, Grow Around You by Sue de Vanny, Denim In Bloom by Elizabeth Dubbelde, Humble Glass Vase by Bronwyn Hill, Flor Exotica by Montserrat Forcadell.



Quilts by Karen Cunningham

A display of quilts by Karen Cunningham, author of recently released 'A Ladies Garden', will be on display at the fair! Her work is inspired by both the British gardens she enjoyed as a child and the Australian Blue Mountains that she now calls home. See her iconic quilts – Lucy Boston and Karen Cunningham's Sampler (pictured left) at the fair.



Meet the craft community

KindRED Spirits – One Red Thread display

One Red Thread is a textile art challenge and exhibition and every year has a RED theme – this year it is KindRED Spirits.

Elizabeth Dubbelde set the challenge for embroiderers and textile artists.



The Apron Project

Since 2015, Artists from across Australia and overseas unite to create works of art on aprons. Over 100 artists have presented more than 300 aprons, raised funds and awareness of the growing epidemic of Domestic and Family Violence.

In 2023/24 The Apron Project is dedicated to underpinning the vital work of the Tangentyere Women's Safety Group in Alice Springs.



Aussie Hero Quilts

Aussie Hero Quilts is a registered charity that encourages and coordinates volunteers from all around Australia to make quilts and laundry bags to give to our past and present veterans to make sure that they know that their service and the sacrifice that service asks of them is appreciated. Meet Jan-Maree Ball the founder of Aussie Hero Quilts, at the fair and find out more about what they do.



Have a go at crochet!

Learn how to crochet a square motif, or 'granny square' with the Knitters Guild NSW – you'll learn with the experts!

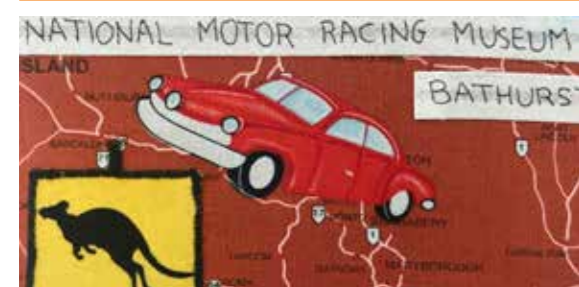



Baby, It's Cold Outside!



What did women wear to keep warm in the past? The Cavalcade of History and Fashion's exhibition will showcase a range of coats, ranging from elegant to somewhat unusual, which were worn during the last two centuries. See wonderful hats, gloves and boots – all keeping with the aim of staying stylishly warm!

Catch free floor talks at **11:30am and 2pm** daily in the Cavalcade of History and Fashion area.



Meet you at the station

The Embroiderers Guild of NSW set a challenge to its members, to go on a mystery tour – by train! See the fascinating creations in embroidery for the first time, on display inspired by a 1960s railway station and the anticipation of railway travel and the accompanying paraphernalia.

Learn from the experts!

Make & Takes *Try something new or perfect what you do! Book at the presenter's stand and buy the kit. Bookings essential.*



10.30am: Dragon Skin Junk Journal with Penel Bigg, Penelements. Make your own handsewn journal, learn how to extend pages and play with making pockets, tucks and clusters. Kits will be provided with a range of papers. **Kit cost \$45. Book at Stand A24.**

11:30am: Learn to Weave on a Loom. Julianne Ehler-Connor, Fibre Art in Australia.



Learn the art of weaving on a loom, how to warp up your loom for weaving and how to take it off to hang. You will learn various weaving techniques and how to use different yarns and fibres to achieve volume and texture in your weaving. **Kit cost \$55. Book at Stand E16.**

12:30pm: Poached Pears Pincushion. Gai Taylor, Just Patchwork.

Learn how to make your very own pear-shaped pincushion step-by-step from selecting wool felt to stuffing and finishing!



1:30pm: Daisy Sashiko Coaster. Jane MacDonald, BeBe Bold.

Learn to stitch the daisy (hinagiku) sashiko pattern and begin making a charming coaster. Suits all skill levels. **Kit cost \$27. Book at Stand A05.**

2:30pm: Australian Felt Wreath. Candice, My Felt Lady. Create a beautiful mini-Australian Flora Themed wreath, 13cm diameter, using 100% Australian wool felt. All products and tools supplied. **Kit cost \$47.90. Book at Stand D05.**



Free Seminars

Learn tips and techniques from experts. Program runs daily unless specified. No booking required. Duration 30 minutes.




11am: Lucy Locket Pocket Bag with Jane MacDonald from BeBe Bold.

11:30am: Digitizing Designs with Hatch Embroidery, with John Deer from The Deer's Embroidery Legacy. Wed only.



12noon: Wed: Sustainable Fashion with Bronnie Zervos; **Thurs:** 5 things you need to know about running your own craft workshops with Pamela Woods **Fri:** Mindfulness and Making with Rebecca Doyle **Sat:** Build your Business from your Kitchen Bench with Pamela Woods. *Presented by Class Bento.*



1pm: A New Approach to Piecing with Brenda Burgess from Flip la K.

Sewing machine demonstrations

What's your favourite 'sewing machine' activity? Machine embroidery, quilting, sewing or something else? It's all covered at the fair... watch demos by sewing machine experts – sessions run daily.

Bernina Creative Corner, near Stand E40

10am: Bernina hardware
11am: Stabilisers
12noon: The latest in embroidery hoops
1pm: Bernina accessories
2pm: Fundamentals of ruler work

Blessington Education Hub near Pfaff Stand D09

11am: Handi Quilter – rulers and quilting negative space
12noon: AccuQuilt – how to cut and sew perfect blocks every time
1pm: Husqvarna Viking – See a live demo on mySewnet Software
2pm: Pfaff – Intro to machine embroidery with the PFAFF creative ambition 640

Janome Hands-on workshop

One-hour classes at 10.30am, 12.30pm and 2.30pm daily



Complete a book cover using decorative stitching, free motion work and embroidery, using the Continental M17 machine. **Class cost \$10. Book at Stand D33.**





Learn something new in Workshops

Join us for these special workshops by expert guest tutors – all skill levels welcome!
Limited places – book now at craftevents.com.au – Sydney Craft & Quilt Fair

Wednesday June 28, 10.30am to 12.30pm

Block Printing on Fabric with Handmade Foam Stamps with Rowan Sivyer

Making your own foam stamps is easy, fun and instantly gratifying!

Class cost: \$60

What to bring: Apron, 3 fat quarters of pale solid-coloured cotton. Skill level – suits all.



Wednesday June 28, 12.45pm to 3.45pm

Dahlia Paper Flowers with Jo Neville



Learn how to make the fluffiest paper dahlias. Skill level – suits all.

Class cost: \$145

What to bring: Your favourite pair of scissors and an old towel.

Wednesday June 28, 1.45pm to 3.45pm

Create unique stationery with hand-carved stamps with Rowan Sivyer

Make your mark with hand-carved stamps! Kit includes: Linoprint tools, rubber, tracing paper and cardstock. Skill level – suits all.

Class cost: \$120

What to bring: Just your imagination!



Wednesday June 28, 10.15am to 11.45am

Sustainable Fashion workshop with Bronnie Zervos, presented by Class Bento [class repeats each day]

Learn essential skills to mend and repair your clothes, ensuring they last longer and reduce waste, and transform forgotten pieces into unique fashion statements. Techniques to repair your favourite clothes include sewing on a button, mending a hole with visible mending and basic hand embroidery.

Class cost: \$70. Nothing to bring. Skill level – suits all.



Presented by
 ClassBento

Wednesday June 28, 12noon – 1.30pm

Watercolour Painting Class: A Winter Scene with Pamela Woods, presented by Class Bento



Presented by
 ClassBento

This fun beginner's class will teach you how to apply washes, use resist materials, mix colours and construct a small, snowy, wintery landscape, ready to frame. Learn lots of useful tips that you can apply to your watercolour painting!

Class cost: \$75. Nothing to bring. Skill level – suits all.

Wednesday June 28, 2pm to 3.30pm

Pop Up Card Making with Pamela Woods, presented by Class Bento

Learn how to make simple pop-up cards for any themed occasion, birthdays, Valentines, Father's Day or just to make someone smile! Even if you can't draw, Pamela can show you how to collage something dramatic and graphic.

Class cost: \$75. Nothing to bring. Skill level – suits all.



Presented by
 ClassBento

Thursday June 29, 10.15am to 12.45pm

Sewing Notion Wreath with Dawn Moloney

Make something truly special – a unique wreath packed full of new and old sewing paraphernalia.

Class cost: \$125

Skill level – suits all.



Thursday June 29, 10.15am to 1.15pm

Introduction to Brush Lettering with Alena Tsarkova



Learn brush lettering & the basic strokes – then beautifully letter your name or another word of your choice

Class cost: \$135

Nothing to bring: If you have brush markers you want to play with, feel free to bring them.

Thursday June 29, 1pm to 3.45pm

Lampshade Making with Dawn Moloney

Learn tips and tricks from a professional lampshade maker and create a quality drum lampshade. Skill level – suits all.

Class cost: \$125

Please bring: Fabric, 50cm x at least 105cm (42in) wide.



Thursday June 29, 1.30pm to 3pm

Kawandi Stitching with Lorena Uriarte



Discover the art of Kawandi quilts, traditionally stitched by the Siddi community in India. Skill level – suits all.

Class cost: \$115

What to bring: Thimble [optional]

Thursday June 29, 10.15am to 11.45am

Sustainable Fashion workshop with Bronnie Zervos, presented by Class Bento [class repeats each day]

Learn essential skills to mend and repair your clothes, ensuring they last longer and reduce waste, and transform forgotten pieces into unique fashion statements. Techniques to repair your favourite clothes include sewing on a button, mending a hole with visible mending and basic hand embroidery.



Class cost: \$70. Nothing to bring. Skill level – suits all.

Presented by
 ClassBento

Thursday June 29, 12noon to 1.30pm

Terrazzo Trinket Tray Or Pot with Rebecca Doyle, presented by Class Bento



Terrazzo is a stunning technique that combines colourful chips and acrylic resin to create unique and colourful patterns. Make either a trinket tray or a pot, and customise your creation to make it unique.

Jesmonite is considered safe, with no toxic fumes, and there are no documented health risks associated with it. Pregnant women should check with their health care professional before working with any chemicals.

Presented by
 ClassBento

Class cost: \$100. Nothing to bring. Skill level – suits all.

Thursday June 29, 2pm to 3.30pm

Watercolour Florals with Pamela Woods, presented by Class Bento

Learn to paint flowers, leaves, shapes, patterns and textures from scratch. You will learn basic watercolour techniques and find practice very relaxing. We will paint a trio of flowers and leaves that would make a perfect greeting card motif.

Class cost: \$75. Nothing to bring. Skill level – suits all.



Presented by
 ClassBento

Workshops are only available to fair visitors. Fair entry ticket required. Book online now: www.craftfair.com.au/wp/Sydney/



Learn something new in Workshops cont'd.

Friday June 30, 10.15am to 12.45pm

Hand-building with Clay with Karina Goudie

Make your own ceramic homewares by hand - no pottery wheel, using methods like pinching, coiling, slabs and carving them or adding handles to make your ceramics unique.

Class cost: \$110

What to bring: Trimming nails before class recommended.

Skill level – suits all.



Friday June 30, 10.15am to 1pm

Resin Jewellery with Nadine Sharpe

Learn the art of resin casting using fast curing resin, choosing from an extensive range of Own Sweet Time's silicone moulds to cast two bangles and two rings.

Skill level – suits all.

Class cost: \$130



Friday June 30, 1.45pm to 3.45pm

Polymer Clay Jewellery with Nadine Sharpe



Learn simple techniques to create fun polymer clay earrings, and focus on surface design techniques to create your own polymer clay slabs. Skill level – suits all.

Class cost: \$100

Friday June 30, 10.15am to 11.45am

Sustainable Fashion workshop with Bronnie Zervos, presented by Class Bento [class repeats each day]

Learn essential skills to mend and repair your clothes, ensuring they last longer and reduce waste, and transform forgotten pieces into unique fashion statements. Techniques to repair your favourite clothes include sewing on a button, mending a hole with visible mending and basic hand embroidery.

Class cost: \$70. Nothing to bring. Skill level – suits all.



Presented by
ClassBento

Friday June 30, 12noon to 1.30pm

Tunnel Book Making with Pamela Woods, presented by Class Bento



Presented by
ClassBento

Treasure your special occasions and build beautiful settings that make your photos, collages and drawings 'pop'. We update the tunnel book from Victorian times with beautiful, vividly coloured papers, cutouts, scissors, scalpels and glue.

Class cost: \$75. Nothing to bring. Skill level – suits all.

Friday June 30, 2pm to 3.30pm

Terrazzo Trinket Tray Or Pot with Rebecca Doyle, presented by Class Bento [class repeats from Thursday]

Terrazzo is a stunning technique that combines colourful chips and acrylic resin to create unique and colourful patterns. Make either a trinket tray or a pot, and customise your creation to make it unique.

Jesmonite is considered safe, with no toxic fumes, and there are no documented health risks associated with it. Pregnant women should check with their health care professional before working with any chemicals.

Class cost: \$100. Nothing to bring. Skill level – suits all.



Presented by
ClassBento

Saturday July 1, 10.30am to 11.30am, 12noon to 1pm and 1.30pm to 2.30pm

Cricut crafting with Debbie Hatumale-Uy

Decorate a lidded drinking jar, personalise a money box or enhance a unique glass dome in this fun one-hour class using a Cricut cutter.

Class cost: \$59

What to bring: Nothing. Class includes all materials.



Saturday July 1, 10.15am to 12.15pm

Paper Flowers: Rose Workshop with Jo Neville

In this paper flower workshop you will discover how to make stunning roses. Skill level – suits all.

Class cost: \$145

What to bring:

Your favourite pair of scissors.



Saturday July 1, 12.45pm to 3.45pm

Introduction to Brush Lettering with Alena Tsarkova

Learn brush lettering & the basic strokes – including thin and thick strokes, overturn and underturn, two combinations, circle and few extra strokes). Kit includes a workbook with the workshop content, set of brush markers and paper to practice on during the class.

Class cost: \$135

Nothing to bring:

If you have brush markers you want to play with, feel free to bring them.



Workshops are only available to fair visitors. Fair entry ticket required. Book online now: www.craftfair.com.au/wp/Sydney/

Saturday July 1, 10.15am to 11.45am

Sustainable Fashion workshop with Bronnie Zervos, presented by Class Bento [class repeats each day]

Learn essential skills to mend and repair your clothes, ensuring they last longer and reduce waste, and transform forgotten pieces into unique fashion statements. Techniques to repair your favourite clothes include sewing on a button, mending a hole with visible mending and basic hand embroidery.

Class cost: \$70. Nothing to bring. Skill level – suits all.



Presented by
ClassBento

Saturday July 1, 12noon to 1.30pm

Terrazzo Trinket Tray Or Pot with Rebecca Doyle, presented by Class Bento [class repeats from Thurs & Fri]



Presented by
ClassBento

Terrazzo is a stunning technique that combines colourful chips and acrylic resin to create unique and colourful patterns. Make either a trinket tray or a pot, and customise your creation to make it unique.

Jesmonite is considered safe, with no toxic fumes, and there are no documented health risks associated with it. Pregnant women should check with their health care professional before working with any chemicals.

Class cost: \$100. Nothing to bring. Skill level – suits all.

Saturday July 1, 2pm to 3.30pm

Watercolour Painting Class: Washing Line with Pamela Woods, presented by Class Bento

Create a fun laundry line of t-shirt, dress and shirt drawings then paint them with classic watercolour techniques. Learn about wet on wet washes, wet on dry gradient washes and you will take home super cute postcard sized pictures.

Class cost: \$75. Nothing to bring. Skill level – suits all.



Presented by
ClassBento

Swap screen time for live time and shop with your favourite retailers all under one roof!



**BABY LOCK AUSTRALIA
STAND D12**

Embroidery thread 1000m, high lustre rayon, quality performance embroidery thread, just \$2 per spool.



**BEBE BOLD
STAND A05**

This bright and happy table runner kit will bring style and colour to your table.




**BEAD TRIMMING AND CRAFT
STAND B01**

The perfect spot for new beads and findings jewellery making.



**MATERIAL OBSESSION
STAND D06**

Introducing *Swatch Book*, the latest fabric collection by Kathy Doughty for Figo Fabrics



**MY FELT LADY
STAND D05**

New! Molly and Mama Flower needle book kit.



**PENELEMENTS
STAND A24**

Explore colourful hand-dyed papers and journal supplies.



**IZZII NAPKIN ART
STAND A01**

Lots of new and different napkin art kits to choose from, including cow, cats, hippo and dog!



**CHARDYGLEN DESIGNS
STAND E07**

Now available in 8ply – 100% Australian Merino Yarn.



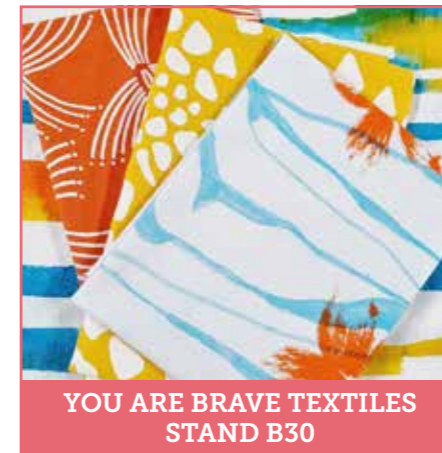
**EAST MEETS WEST
STAND C03**

Discover new Sashiko panels, fabrics, cloths, kits, Japanese novelty prints and more!



**FIBRE ART IN AUSTRALIA
STAND E16**

Weaving is fun – and easy – with circular looms, kits and other supplies!



**YOU ARE BRAVE TEXTILES
STAND B30**

Launching new 'Pre-Cut Bundles' at the fair! Shown here is the 'Tropical Brights' pack of 4 vibrant prints.



**AROHA QUILTS
STAND A08**

Choose from a large selection of Laura Heine patterns.



**EPPIFLEX EPP TEMPLATES
STAND B10**

New Eppiflex templates let you make these applique 'Bloom' flower blocks by Treehouse Textiles quickly and easily!



**SCISSORMAN
STAND C01**

The new Kai 7000 series 10cm and 17cm scissors are now in stock! Simply the best!




**JUST PATCHWORK
STAND C07**

Mushroom Magic kit is the perfect combination of whimsy and elegance, featuring adorable mushroom designs.



**HATCHED AND PATCHED
STAND E06**

Many new patterns and kits including Where the Wildflowers Grow using Anni's latest fabric range, Market Garden.



**SUSAN FELICITY DESIGN
STAND D24**

100% quilters weight cotton fabrics designed in WA for quilters, sewists, fashionistas, crafters and hobbyists.



**FLIP LA K
STAND A02**

Easy-to-sew pieced star block templates await you! Lots to choose from.

NEW! Shop for handmade gifts

Looking for something different? Discover a fabulous range of handmade gift items at the new Handmade Market!

These small retailers will have unique products for you to explore from handmade books, leather bracelets and party accessories to stained glass suncatchers, silver and fused glass jewellery!

Find them near the quilt show area at the fair.



Watch talented woodturners in action!

The group's members will be working lathes and other tools while explaining the finer details of the art of woodturning. You can ask them about turning, tools and timber, and pick up information about the group. It's a helpful, friendly club and new members are always welcome.

Plus you can browse the range of turned pieces on display, or shop for something special! You'll find yarn bowls, lazy susans, trays and cutting boards and lots of other interesting items.



Catch action around the fair

Brother hands-on classes

Try the Brother Scan N Cut!

Learn how to Scan N Cut paper and fabric from built-in designs in hands-on classes! Explore the range of accessories available for Scan N Cut too.

Class times: **11am, 1.30pm and 3pm daily**

Class cost: **It's free!**


Book at Brother, Stand B19



Textile art display and demonstrations by ATASDA

Members of the Australian Textile Arts & Surface Design Association will demonstrate various techniques at the ATASDA stand and have other items on display.

Saturday's demo is gelli plate printing by Kay Murray (right).



Weavers from Bhutan

A team of weavers from Leki Textiles and Weaving Studio in Bhutan will be at the fair, displaying their work and demonstrating weaving techniques.

Bhutan has a long and diverse textile tradition, with weaving skills passed from parents and grandparents over the centuries.

See examples of traditional Bhutanese woven basketry, scarves and kiras [dresses] and more.



Daily demos at Patchwork Ninja

10:30am: Sew Fast Like a Ninja with new notions!

11:15am: Ninja Ruler with Ninja Star Quilts!

12noon: Elongated Cathedral-Window Bag

12:45pm: Accordion 3-Pocket coin wallet with Ninja buttons and the sharpest needles!

1:30pm: Mesmerising Fushigi Basket

2:15pm: Boston Bag with fusible bias tape

3pm: Make your own Shibori textile. Visit Stand C21

PLUS, around the fair, you'll see **Gai at Just Patchwork, Stand C07** demonstrating wool felt applique techniques (left) and Brenda demonstrating the latest patchwork templates at **Flip la K, Stand A02** (right).



You could win!

A magnificent Pfaff Ambition 635 valued at \$2,590 or a fabulous \$400 thread pack could be yours, just by visiting the Craft & Quilt Fair!



FIRST PRIZE – valued at \$2,590

Pfaff have released a limited-edition PFAFF quilt ambition™ 635 sewing machine to celebrate their 160th anniversary

- Colour Touch Screen • Original Integrated Dual-Feed Technology • Exclusive Accessory Kit with five bonus feet
- Semi-Automatic Needle Threader • 201 Stitches and 2 Built-in Sewing Fonts • Large Sewing Space



SECOND PRIZE

Designer Threads and Maxi Lock Thread Pack from Baby Lock valued at \$400 RRP

Prize pack includes dozens of threads, from rayon embroidery threads in assorted colours and bobbin threads, to woolly metallic thread and more! All fair visitors are eligible to enter.

To enter, visit the competition area at the fair and complete the digital entry form. Winners will be drawn after the last day of the event and notified the following week. For full terms and conditions of entry visit www.craftevents.com.au. Online ticket buyers will be automatically entered into the draw. For more information contact Expertise Events on 02 9452 7575 or email crafft@expertiseevents.com.au



Baby Lock Australia

Visit the Gift Shop

Take home a souvenir for yourself or buy a gift for a quilt-loving friend, from the Help desk.



Key Rings



Slim Glasses



Sparks Joy Tote Bag



Glasses



Crafty Pouches



Multi Tool



Lanyards



4GB USB Rotary Cutter

craftevents.com.au



Hop on!

Catch the craft people mover from the carpark to the fair!



No need to walk from your car to the Craft & Quilt Fair! There will be a free trackless train that runs from P1 to The Dome every day – from 9.30am to 4pm on fair days. The pickup point is near the pay stations outside P1. Wait times may vary, but generally no more than 15 minutes – the transport runs on a continuous loop.



Sydney Craft & Quilt Fair

June 28 to July 1, 2023 • 10am – 4pm daily • Wednesday to Saturday
The Dome, Sydney Showground, 1 Showground Road, Sydney Olympic Park NSW 2127

Expertise Events proudly supports Lifeline Australia

Lifeline is a non-profit organisation that provides free, 24-hour telephone crisis support service in Australia. Volunteer crisis supporters provide suicide prevention services, mental health support and emotional assistance. If you enjoy your trip from the carpark to the fair, you can make a donation to Lifeline at the fair entry.

