




YOU'RE INVITED!

Fair Preview



See you
there!



MELBOURNE • JULY 12 – 15, 2023

Melbourne Exhibition Centre, South Wharf

New days – Wednesday to Saturday

Fast Facts

Craft & Quilt Fair

July 12 to 15, 2023

Wednesday to Saturday

Melbourne Exhibition Centre,
South Wharf, 2 Clarendon Street,
Melbourne VIC 3006

10am – 4pm daily

www.craftevents.com.au >>>



ONE-DAY TICKETS

Adults \$25

Concession Card Holder \$20

Children 5 – 16 (under 5 years free) \$10

Family (2 adults & 2 children) \$60

NOTE: Seniors Card Holders, Age/Disability Pensioners, and Companion Card Holders please ensure you bring a valid concession card to the fair.

MULTI-DAY TICKETS

2-day pass \$40 • 3-day pass \$50 • 4-day pass \$60



GROUP BOOKINGS

Buy 10 or more entry tickets in bulk for a group and you'll receive a 25% discounted rate! Simply use the code GROUP25 when booking!

<<< [Buy group tickets here](#)

VENUE FACILITIES

Venue has wheelchair and pram access • ATM available
• The café is open daily • No photography without permission • Cloakroom service \$2 per item – same day use only.

Any questions?

Visit craftevents.com.au or contact Expertise Events on: +61 2 9452 7575 or email craft@expertiseevents.com.au

Cover image: Paper Couture by Jo Neville, more on page 5.
Back cover image: Embroidery by guest artist Jo Dixey, NZ

Welcome from the team!

We're thrilled to share a sneak peek at what's happening at the Craft & Quilt Fair! There's lots to see, learn, do and buy with the best independent Australian retailers around.

Our guest artists are a delight, including embroidery artist Jo Dixey from New Zealand, who is bringing her work, mostly inspired by the human form – and you can join her in an embroidery class.

Jo Neville of Paper Couture is from NSW, and will share her papercraft skills at the fair. Make a paper bloom to add to a dress on display, and see other wonderful paper possibilities. You can book a Workshop with Jo and make your very own paper dahlias or wall flowers!

Displays of glorious quilts await you, including the 2023 Victorian Quilters' Showcase, featuring members' quilts and an exhibition by the Melbourne Modern Quilt Guild plus a special display of textile art, Courage and Determination by Jan Preston. See the 2023 AQC Challenge and Australian Quilt Show too.

There are other activities to inspire you – you'll love the Workshops, with classes covering techniques from lampshade making, rubber stamp carving and screen printing to Japanese bookbinding, paper jewellery making, hand-crafting and decorating a mug and more!

We look forward to seeing you at the fair,

The Craft Team.

Bag Giveaway

Be an earlybird visitor and pick up a free Janome Eco Bag!

FREE! Janome are giving away a handy 'My Sewing Buddy' Eco bag – perfect for shopping at the fair! *The first 1,000 visitors each day will receive a bag, so be early!*

JANOME



Organised by EXPERTISE EVENTS

ABN 43 003 932 492
PO Box 236
Frenchs Forest NSW 1640
© Expertise Events 2023

The Melbourne Craft & Quilt Fair Preview magazine is published by the organisers of your favourite craft events – Australasian Quilt Convention and Craft & Quilt Fairs. Information in our preview magazine is provided by exhibitors. Expertise Events is not responsible for incorrect information or product names. Updates to the program will be made on the website closer to the event.



Sew it, bead it, knit it, stamp it, weave it, make it!

Join a class!

Daily Make & Takes

Fun workshops

Free seminars

Learn to crochet

International Guest Jo Dixey!

Sewing machine classes and demos



See and learn from these fabulous guests




Jo Dixey – New Zealand

Jo Dixey is a professional embroiderer, who makes a living from stitching. She has worked on commissions as varied as bridal gowns, church furnishings, artworks and couture fashion garments. She also creates some fabulous quilts. Jo is originally from the UK and now lives in New Zealand. Meet her at the fair and enjoy a display of her work.

"I have been a freelance embroiderer and stitch artist for 20 years. I teach small groups a variety of embroidery techniques as well as design based workshops. I work on commissions, repair old embroideries and hold exhibitions of my own work about every two years," explains Jo.

"The work I do for exhibition ranges from large wall hung quilts to fine embroideries. These pieces are mostly based on the human form and often comment on issues I have with modern life!" she says.

"I trained for three years at the Royal School of Needlework, followed by City and Guilds creative embroidery Parts 1 and 2. I worked for the Embroiderers Guild in the UK for a year promoting embroidery around the country. My work is held in private collections around the world," says Jo.



Join Jo in a hands-on embroidery class at 1.30pm daily

Introduction to embroidery

Spend two hours with Jo learning some of the most common surface embroidery stitches and create a fantasy moth. This class is perfect for beginners or anyone reigniting an embroidery passion!

Class cost: \$70. All materials supplied
Book online at www.craftevents.com.au - Melbourne

craftevents.com.au



Jo Neville of Paper Couture

Walk into Jo Neville's studio and you will enter a world made of paper. Garlands, wreaths, doves, paper chandeliers, giant paper blooms, sweet little feathered birds, world globes, table centerpieces and vases of spring blooms are all made of paper.

Over the years, Jo has made gigantic paper props for store displays, shopping centre installations, wedding décor, and corporate events. Jo is the founder and creative talent behind the bespoke paper creation business Paper Couture. Originally a corporate graphic designer, she has followed her passion to be an artist and carved a creative niche.

Commissions include creating a paper dinner set for Vogue Living, hundreds of pompoms for a fashion show, and thousands of flowers for functions. She has travelled overseas to paper shows in New York and Germany and has attended Parisian trade fairs to observe trends.

Jo is a fan of the Brother Scan N Cut machine which she finds great for cutting multiples and intricate designs.



She sources papers from local and international merchants, as well as having a talent for recycling unlikely pieces from atlases, sheet music, foreign language newspapers and wallpapers.

Book into Jo's paper flower making Workshops, see page 10; Paper Dahlia on Wednesday and Large Wall Flower on Saturday.



See it live at the fair!

See the Quilt Show



The Australian Quilt Show Challenge is a national competition for Australian quilters, running for the second year.

This is a juried competition and the finalists' quilts will be touring the 2023 Craft & Quilt Fairs. The total prize pool is worth \$32,000 including \$20,000 in cash and three Janome machines, each valued at \$3,999 RRP.

Vote for your favourite quilt!

There is a Viewers Choice prize of \$250 awarded at each Craft & Quilt Fair, so remember to vote for your favourite quilt! Just look for a voting slip at the Australian Quilt Show area, add the number of your chosen quilt, then pop it in the voting box. One vote only per visitor.



Sponsored by **JANOME** and **EXPERTISE EVENTS**



Clockwise from top: Life Goes On by Linda Steele, Superb Haven by Linden Lancaster, V Two by Jeanne Treleven

AQC Challenge In Full Bloom

This year's theme is clear, yet still open to various interpretations, and the results must be seen to be believed!

Entries feature traditional designs and contemporary styles too, and you can appreciate the fabulous, joyful results of the finalists' works, and see the winning entries.




Presented by



From top: Prickly Situation by Ramona Resurreccion, Frida by Anna Julia

Experience Quilt Showcase

See it first!



The Geraldine Mary Fitzgibbon Quilt by Mary Hitchens

Melbourne Modern Quilt Guild

The Melbourne Modern Quilt Guild special feature at Victorian Quilters 2023 Showcase includes quilts from 17 members, highlighting the breadth and depth of modern quilting design and techniques. The works represent many common themes in modern quilting, such as bold use of colour, improv, modern traditionalism, minimalism, use of negative space, and alternate grid work.



Fanfold by Caroline Hadley

The Victorian Quilters members' exhibition, **Quilt Showcase 2023** will be a magnificent display of quilts in many different styles. Pictorial, modern, art, traditional and innovative and applique quilts, including student quilts, will be on show.

Anyone over 10 years of age is invited to enjoy a beginners patchwork class by hand or machine, run by the Guild for just a \$5 kit fee. Enquire at the Victorian Quilters information table at the Quilt Showcase area at the fair.

Mary Hitchens is an esteemed needleworker who loves hand piecing and applique – and her incredible quilts will be on display for visitors to aspire to and enjoy.

The Quilt Showcase awards presentation is on Wednesday July 12 at 12noon.

Courage and Determination


Courage and Determination is a textile art exhibition by Jan Preston, which follows the legacy of a journey taken by Wildred Preston during the years of WWII. Many mediums are included within this body of work referenced by textiles. The



collection of and processes involved with the fabrics alone include a plethora of techniques, and these are connected with text, memorabilia, photos, paint, badges, buttons, thread and everything that is possible. Differing fabrics, hessian and backings draw all of this together.

A Polish Winter by Jan Preston

Positivity (right) made by the Melbourne Modern Quilt Guild is the 2023 Victorian Quilters Raffle Quilt. Tickets \$2 each.



craftevents.com.au



Meet the craft community

KindRED Spirits – One Red Thread display

One Red Thread is a textile art challenge and exhibition and every year has a RED theme – this year it is KindRED Spirits.

Elizabeth Dubbelde set the challenge for embroiderers and textile artists. See the thought-provoking results on show.



Textile art display and demonstrations by ATASDA

The Australian Textile Art & Surface Design Assoc. Inc. Victoria Group – ATASDA – will have some of their members' recent suitcase challenge pieces on display.

ATASDA members will be demonstrating various textile art techniques during the fair and sharing textile ideas. Find out more about their activities and challenges.



Try your hand at applique!

Applique is a great way to add shapes and designs to quilts, garments, accessories, anything! You can learn the basics and get a better understanding of applique techniques, including needleturn, reverse applique, blanket stitch, Broderie Perse, Hawaiian, inward and outward curves and points and more in a hands-on class with the Applique Guild of Australia.

Join guild member Wendy Blyth in a free one-hour class and learn the basics.

Class times: 11am, 1pm and 3pm daily.

Book with at the Applique Guild of Australia stand, Guild A, at the fair.

You can get hands-on and it's free!



Learn from the experts!

Make & Take classes and Free Seminars

Try something new or perfect what you do!

For Make & Takes, book at the presenter's stand and buy the kit. Bookings essential.

CLASSROOM 1

10.30am: Story Doll with Verity King, Winterwood Felt & Craft



Kit cost \$25. Book at Stand C21.

11.30am: Crochet a Scrunchie with Anna, Meetjane Crochet Studio.

Learn all the crochet basics to make a scrunchie, how read a pattern and chart, hold the hook and more.

Kit cost \$25. Book at Stand E33.



12.30pm: FREE SEMINAR: A New Approach to Piecing, Brenda from Flip la K. No booking required.

1pm: Zipper/scissor fob with Nicole Davies, Bear Essence.



2pm: Learn to Weave on a Loom. Julianne Ehlert-Connor, Fibre Art in Australia.

Learn the art of weaving on a loom, how to warp up your loom for weaving and how to take it off to hang. Learn various weaving techniques, about different yarns and fibres for volume and texture. **Kit cost \$55. Book at Stand D14**



CLASSROOM 2

10.30am: Lacey Crochet Scarf with Ashley, Jemima's Creative Quilting,



Kit cost \$25, includes 100gm ball of yarn, hook & pattern. Book at Stand A22.

11.30am: FREE SEMINAR Lucy Locket Pocket Bag with Jane MacDonald from BeBe Bold. Free, no booking required.

12noon: Poached Pears with Gai Taylor, Just Patchwork.

Make your very own pear-shaped pincushion step-by-step from selecting wool felt to stuffing and finishing! **Kit cost \$20. Book at Stand A37.**



1pm: Candle Decorating with Jenny Aiken, Decoupage Guild Aust.

Add a touch of glamour with a decorated candle. **Kit cost \$15. Book at the Decoupage Guild, Stand Guild F.**



2pm: Daisy Sashiko Coaster. Jane MacDonald, BeBe Bold.

Learn to stitch the daisy (hinagiku) sashiko pattern and begin making a charming coaster. Suits all skill levels. **Kit cost \$27. Book at Stand A21.**



brother at your side Hands-on classes

Try the Brother Scan N Cut! Learn how to Scan N Cut paper and fabric from built-in designs in hands-on one-hour classes! Explore the range of accessories available for Scan N Cut too.

Class times: 10.30am, 12.30pm and 2.30pm daily. Class cost: It's free! Book at Brother, Stand C33.



JANOME Workshop

One-hour classes at 10.30am, 12.30pm and 2.30pm daily.

Complete a book cover using decorative stitching, free motion work and embroidery, using the Continental M17 machine.

Class cost \$10. Book at Stand C22.



BERNINA Creative Corner

Daily sessions, near Stand C08

- 10am:** Bernina hardware
- 11am:** Stabilisers
- 12noon:** The latest in embroidery hoops
- 1pm:** Bernina accessories
- 2pm:** Fundamentals of ruler work

Blessington Education Hub

Daily sessions, near Pfaff – Stand B06

- 11am:** Handi Quilter – rulers and quilting negative space
- 12noon:** AccuQuilt – how to cut and sew perfect blocks every time
- 1pm:** Husqvarna Viking – See a live demo on mySewnet Software
- 2pm:** Pfaff – Intro to machine embroidery with the PFAFF creative ambition 640



Learn something new in Workshops

Join us for these special workshops by expert guest tutors – all skill levels welcome!
Limited places – book now at craftevents.com.au – Melbourne Craft & Quilt Fair

Wednesday July 12, 10.15am to 12.15pm

Make your own Lampshade with Nichola Prested



Learn the skills and knowledge necessary to create a unique and personalised lampshade with a professional finish, that will add a touch of style to any space. Skill level – suits all.

What to bring: A piece of medium-weight cotton fabric - 1m x 40cm, quilting-weight cotton works best.

Class cost: \$125.

Wednesday July 12, 12.45pm to 3.45pm

Dahlia Paper Flowers with Jo Neville

Learn how to make the fluffiest paper dahlias. Jo will share some of her most secretive methods used to make this advanced flower, and introduce some eco dyes to colour one of the blooms.

Skill level – suits all.

What to bring: Your favourite pair of scissors and an old towel. **Class cost: \$145.**



Wednesday July 12, 1.30pm to 3.30pm

Introduction to Embroidery with Jo Dixey



Spend two hours with Jo learning some of the most common surface embroidery stitches and create a fantasy moth. This delightful class is perfect for beginners or anyone reigniting their embroidery passion!

Skill level – suits all. Nothing to bring. **Class cost: \$70.**

Thursday July 13, 10.15am to 11.45am

Paper Floral Bouquet with Michelle Lackenby

Design and create your own paper flower bouquet with a variety of flowers for home décor, party decorations, weddings or gifts. Skill level – suits all. Nothing to bring.

Class cost: \$55.



Thursday July 13, 10.15am to 1.15pm

Make & Decorate a Mug with Nichola Prested



Learn how to hand-build and decorate your very own mug! You will form a mug and add a handle using the slab technique and templates then decorate it using underglaze. Skill level – suits all. Nothing to bring.

Class cost: \$145.

Thursday July 13, 12.15pm to 1.45pm

Paper Jewellery with Michelle Lackenby

Recycle old books and colourful magazines and turn them into unique, stunning paper jewellery! Fold, cut and slice your way to make your own paper necklace or bracelet using simple Coptic stitch. Skill level – suits all. Nothing to bring. **Class cost: \$55.**



Thursday July 13, 2pm to 3.30pm

Japanese Bookbinding with Michelle Lackenby



Learn a variety of traditional binding stitch techniques and patterns and create your very own books to take home. Skill level – suits all. Nothing to bring. All notes and materials supplied. **Class cost: \$65.**

Thursday July 13, 1.30pm to 3.30pm

Introduction to Embroidery with Jo Dixey (Repeats from Wednesday)

Friday July 14, 10.15am to 11.45am

Japanese Bookbinding with Michelle Lackenby

Create your own beautiful handmade leather journal step-by-step with a long stitch spin. Techniques include how to properly cut & measure leather, stab holes in it (very therapeutic), paper folding and assembly.

Skill level – suits all. Nothing to bring.

All notes and materials supplied. **Class cost: \$65.**



Friday July 14, 12.15pm to 1.45pm

Leather Wrap Journal with Michelle Lackenby



Create your own beautiful handmade leather journal step-by-step with a long stitch spin. Techniques include how to properly cut & measure leather, stab holes in it (very therapeutic), paper folding and

assembly. Skill level – suits all. Nothing to bring. All materials provided. **Class cost: \$95.**

Friday July 14, 2pm to 3.30pm

Paper Floral Bouquet with Michelle Lackenby

Design and create your own paper flower bouquet with a variety of flowers for home décor, party decorations, weddings or gifts. Skill level – suits all. Nothing to bring. **Class cost: \$55**



Friday July 14, 1.30pm to 3.30pm

Introduction to Embroidery with Jo Dixey (Repeats from Wednesday & Thursday)

Saturday July 15, 10.30am to 12noon

Rubber Stamp Carving with Nichola Prested

Learn how to turn drawings and ideas into motifs for stamp carving and create stamps from rubber blocks, and how to use and set fabric inks, plus textile design basics. You will print onto fabric and paper.

All materials and tools. Skill level – suits all. **What to bring:** An apron. **Class cost: \$80.**



Saturday July 15, 12.45pm to 3.45pm

Screen Printing with Nichola Prested



Learn the basics of screen printing, including effective set-up, equipment needed how to translate your design to a stencil, then print using a screen and squeegee, and eco friendly inks. Information sheet supplied. No creative experience is necessary! Skill level – suits all.

What to bring: An apron. **Class cost: \$145.**

Feel free to bring any ideas, pictures or drawings to use as inspiration for your prints - think silhouettes! All materials and tools are provided and you're welcome to bring your own fabrics or clothes to print on.


Saturday July 15, 10.15am to 1.15pm

Large Paper Wall Flower with Jo Neville

Using a combination of coloured papers including Italian crepe paper, you will assemble these large blooms designed by Jo with nature as inspiration.

What to bring: Your favourite pair of scissors.

Class cost: \$145.



Saturday July 15, 1.30pm to 3.30pm

Introduction to Embroidery with Jo Dixey (Repeats from Wednesday, Thursday & Friday)

Workshops are only available to fair visitors. Fair entry ticket required. Book online now: www.craftfair.com.au/wp/Melbourne/

Swap screen time for live time and shop with your favourite retailers all under one roof!



**BABY LOCK AUSTRALIA
STAND D34**

Embroidery thread 1000m, high lustre rayon, quality performance embroidery thread, just \$2 per spool.



**BEBE BOLD
STAND A21**

This bright and happy table runner kit will bring style and colour to your table.



**JEMIMA'S CREATIVE
QUILTING, STAND A22**

See the range of variegated yarns and cosy knitted socks to make – or buy!



**STITCH N STUFF
STAND A32**

This delightful cross stitch Christmas hanger comes complete with fabric, needle, thread, instructions and hanger



**BELLA FABRICS
STAND D26**

Gorgeous fabrics and the new 'We are Family' pattern and kit available.



**BEAR ESSENCE
STAND A43**

Biscuit is a brand new teddy bear design. Available as a kit or pattern.



**BEAD TRIMMING AND CRAFT
STAND A10**

The perfect spot for new beads and findings for jewellery making.



**MEETJANE CROCHET STUDIO
STAND E33**

Hand-mixed yarn involves hand-weaving different materials and colours of thread, creating unique textures.



**EAST MEETS WEST
STAND A29**

Discover new Sashiko panels, fabrics, cloths, kits, Japanese novelty prints and more!



**FIBRE ART IN AUSTRALIA
STAND D14**

Weaving is fun – and easy – with circular looms, kits and other supplies!



**JEMIMA'S CREATIVE
QUILTING, STAND A22**

Liberty Maru Quilt created with Liberty's Midnight Garden collection featuring iconic floral designs in deep jewel tones.



**AROHA QUILTS
STAND A15**

Choose from a large selection of Laura Heine patterns.



**EPPIFLEX EPP TEMPLATES
STAND B30**

New Eppiflex templates let you make these applique 'Bloom' flower blocks by Treehouse Textiles quickly and easily!



**INKBLOT LANE
STAND C24**

Make a felt friend with our 100% merino wool felt kits and patterns, like Milton Mouse!



**JUST PATCHWORK
STAND A37**

Mushroom Magic kit is the perfect combination of whimsy and elegance, featuring adorable mushroom designs.



**IZZII NAPKIN ART
STAND A32**

Half-price Doodle-pops 3-D stickers, just \$2 each.



**WINTERWOOD FELT & CRAFT
SUPPLIES, STAND C21**

Australiana Advent Garland, available as a pattern and kit. Made with 100% hand-dyed wool felt.



**FLIP LA K
STAND A16**

Easy-to-sew pieced star block templates await you! Lots to choose from.

Catch action around the fair

Megan Linley at *BabyLock Australia*

Passionate sewist Megan Linley from Sew and Tell finds joy in creating clothes that fit her perfectly - and she will be sewing stretch-fabric garments using the Baby Lock Acclaim overlocker and Euphoria coverstitch machine at the fair.

Megan will share handy tips and tricks to sewing children's and adults' clothes, and how to make them fit. See Megan in action at **Baby Lock, Stand D34**.



Daily demos at Patchwork Ninja

- 10:30am:** Sew Fast Like a Ninja with new notions!
 - 11:15am:** Make your own Shibori textile with Sling Bag
 - 12noon:** Boston Bag with fusible bias tape
 - 12:45pm:** Accordion 3-Pocket coin wallet with Ninja buttons and the sharpest needles!
 - 1:30pm:** Be A Weaving Queen With Ami Bag
 - 2:15pm:** Easy Way to Sew Zippers and make elongated Cathedral Windows!
 - 3pm:** Ninja Ruler with Ninja Star Quilts!
- Visit **Stand B29**.




PLUS, around the fair, you'll see **Gai at Just Patchwork, Stand A37** demonstrating wool felt applique techniques and **Brenda** demonstrating the latest patchwork templates at **Flip la K, Stand A16**.

NEW! Shop for handmade gifts

Looking for something different? Discover a fabulous range of handmade gift items at the new Handmade Market!

These small retailers will have unique products for you to explore from pottery and ceramics to handbags and handmade cosmetics, jewellery and toys!

Find them near the quilt show area at the fair.



You could win!

A magnificent Pfaff Ambition 635 valued at \$2,590 or a fabulous \$400 thread pack could be yours, just by visiting the Craft & Quilt Fair!



FIRST PRIZE – valued at \$2,590

Pfaff have released a limited-edition PFAFF quilt ambition™ 635 sewing machine to celebrate their 160th anniversary

- Colour Touch Screen • Original Integrated Dual-Feed Technology • Exclusive Accessory Kit with five bonus feet
- Semi-Automatic Needle Threader • 201 Stitches and 2 Built-in Sewing Fonts • Large Sewing Space



SECOND PRIZE

Designer Threads and Maxi Lock Thread Pack from Baby Lock valued at \$400 RRP

Prize pack includes dozens of threads, from rayon embroidery threads in assorted colours and bobbin threads, to woolly metallic thread and more! All fair visitors are eligible to enter.

To enter, visit the competition area at the fair and complete the digital entry form. Winners will be drawn after the last day of the event and notified the following week. For full terms and conditions of entry visit www.craftevents.com.au. Online ticket buyers will be automatically entered into the draw. For more information contact Expertise Events on 02 9452 7575 or email crafft@expertiseevents.com.au



Automatic Thread Delivery

25th Anniversary

The Birth of the Automatic Thread Delivery (ATD) System

Imagine if there was an overlocker that eliminated the manual thread tension dial in favour of a system that automatically adjusted the thread tension?

This possibility led Mr Sakuma, the Baby Lock Japan developer, to create the Automatic Thread Delivery (ATD) System technology first seen in the release of the Imagine overlocker in 1997. Today Baby Lock Japan continue to be innovative and manufacture quality products, ensuring the sewer has everything they need to elevate their overlocking to the next level.

Baby Lock are still manufacturing in Yamagata, Japan.

Visit us on
Stand D34 and
see a Baby Lock
in action!

www.babylock.com.au

Back cover image: Embroidery by guest artist Jo Dixey, NZ

Works of Art – on Aprons



The Apron Project

Since 2015, Artists from across Australia and overseas unite to create works of art on aprons. Over 100 artists have presented more than 300 aprons, raised funds and awareness of the growing epidemic of Domestic and Family Violence.

In 2023/24 The Apron Project is dedicated to underpinning the vital work of the Tangentyere Women's Safety Group in Alice Springs.

See some of these outstanding creations and find out more at the fair.



Visit the Gift Shop

Take home a souvenir for yourself or buy a gift for a quilt-loving friend, from the Help desk.



Key Rings



Slim Glasses



Sparks Joy Tote Bag



Glasses



Crafty Pouches



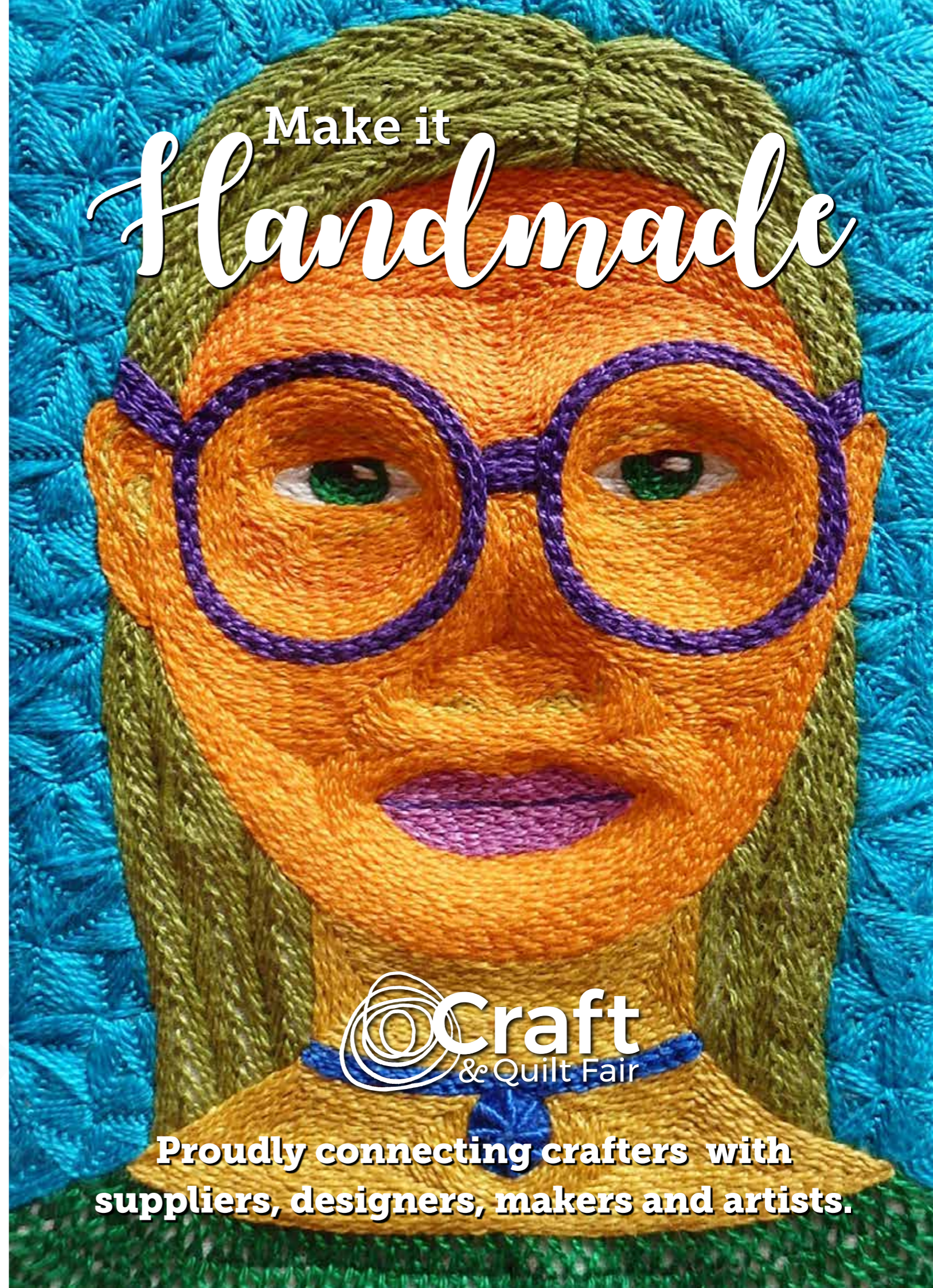
Multi Tool



Lanyards



4GB USB Rotary Cutter



Make it
Handmade

Craft
& Quilt Fair

Proudly connecting crafters with suppliers, designers, makers and artists.